越秀资本 | 产业基金
YUEXIU CAPITAL HOLDINGS INDUSTRIAL FUND
打造粤港澳大湾区领先的产业资本运营商

# 可持续发展报告

# Sustainability Report

# 2025



# 目录

## 开篇


关于本报告 01

关于越秀产业基金 05

可持续发展管理 13

董事长致辞 03

2025年度关键绩效 11




## 投资向善 01


践行负责任投资 18

聚焦重点领域 20

赋能绿色发展 29

构建投资生态 32


## 文化向善 02


坚持党建引领 40

全面风险管理 41

携手员工成长 43

助力社会公益 48


## 管理向善 03


应对气候变化 50

绿色低碳运营 56

稳健合规运营 57

深化数智赋能 60

推行精益管理 65


## 附录


可持续发展关键绩效表现 66

GRI标准索引 68

“ ” “ ” “ ” 2025 Global Sustainability Standards Board, GSSB

2021 2030 SDGs

2025 1 1 2025 12 31

2025

ISO 26000 2010

CASS-ESG 6.0 GB/T 36001-

2015 “ ” ESG

PDF https://www.yuexiufund.com

“ ” 2011

+ 1,500

500 2025 195 45

1,100 170

“ TOP30 ” “ TOP30 ” “

TOP5 ” “ TOP5 ” S TOP10

A TOP30

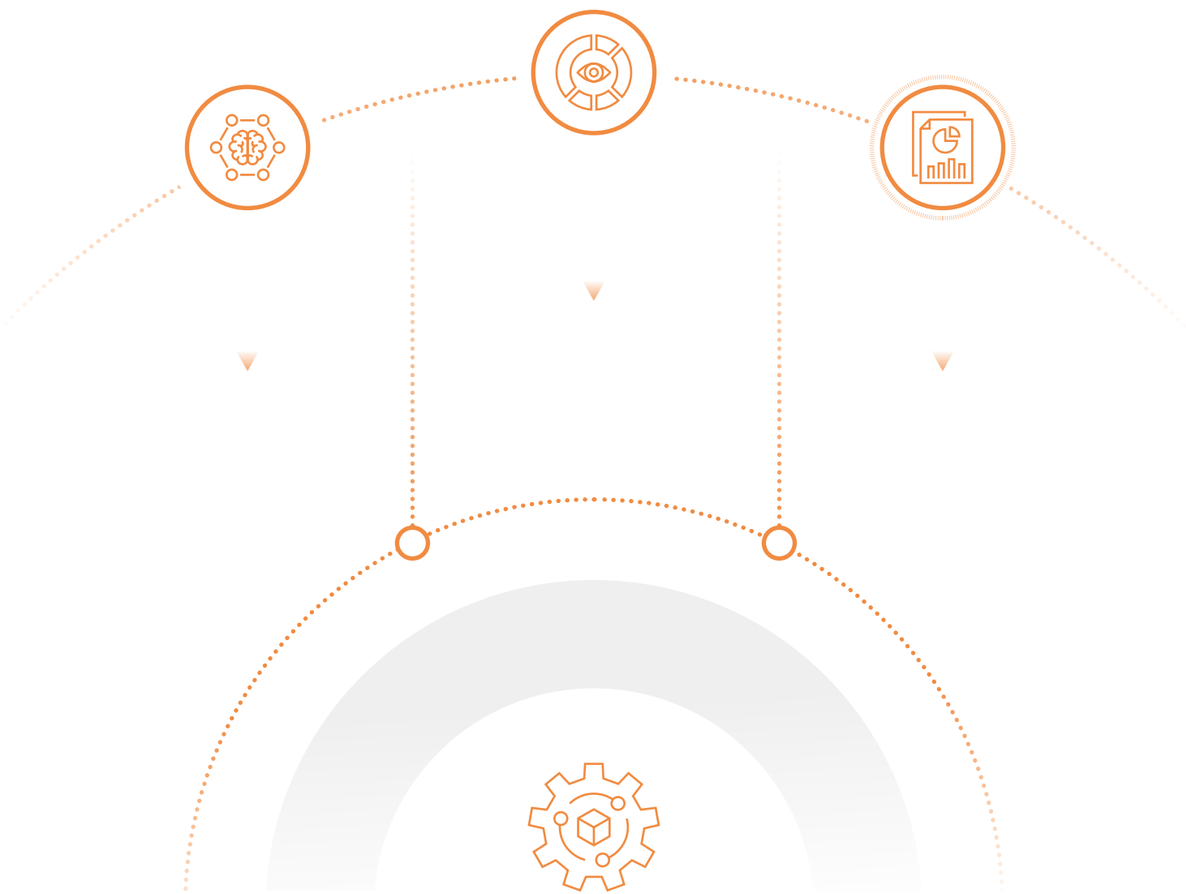

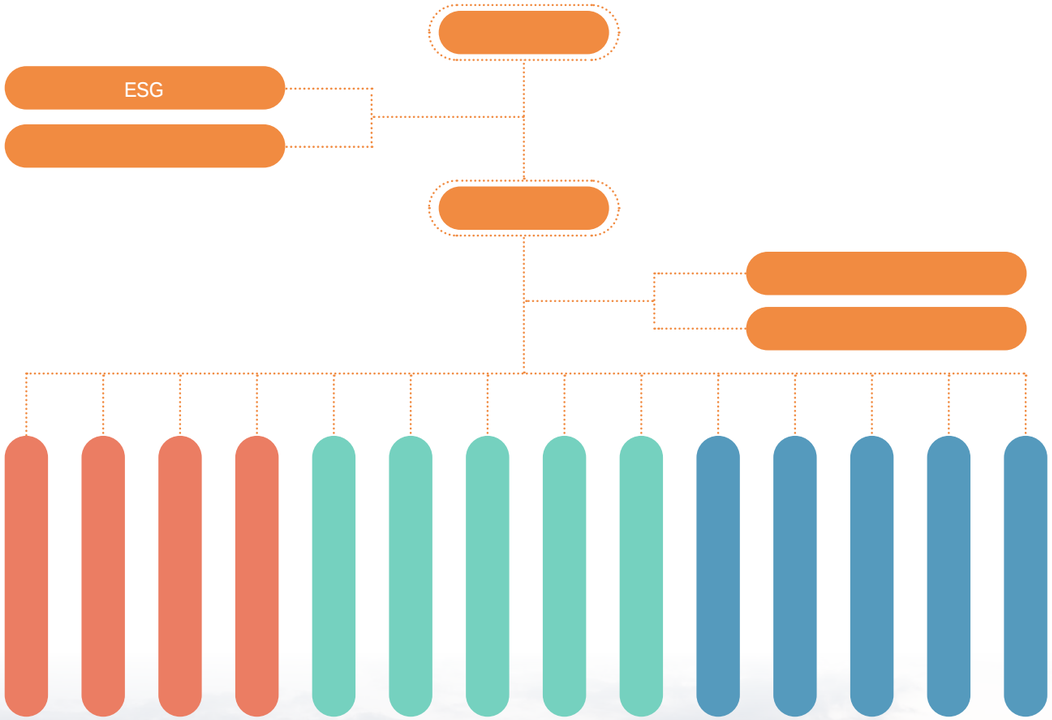

越秀资本 | 产业基金
YUEXIU CAPITAL HOLDINGS | INDUSTRIAL FUND
打造粤港澳大湾区领先的产业资本运营商

+

+

DSG “ ”

(DSG)

| 688561.SH | 688256.SH | 002967.SZ | 688088.SH | 300750.SZ | 300413.SZ |
|---|---|---|---|---|---|
| 2020.07.22 | 2020.07.20 | 2019.11.08 | 2019.07.22 | 2018.06.11 | 2018.07.11 |

AI

FOF +S

“ GP ”

30 CPE IDG

1,100 170

GP

4

2025

200 45 2025 14

2021 7

2021 5

2022 6

2023 9

2024 4

2025 14

ABS

(APP)

A
ABS

P

P

## ABS

ABS

3.65GW 50MW

## 2025

2024 TOP10

A

2025 100 TOP7

FOFWEEKLY

Most Promising FOFs in the world (TOP30)

/ -TOP30

LP CLUB

2025 TOP 100

2024 PE

TOP30

TOP20

2025 TOP30

2025 GP TOP10

2025 TOP50

2024-2025

2024-2025 S TOP2

## 2025

2025
1,500

2025
75

FOF+S
2025
1,100+

170+

2025
200

45

2025
52

ABS
2025
31

2025
20

2025
100

133

2025
3.65 GW

2025
28

2025
49.45

0.52 /

155

2025
14

40

80

14

190

2025
11

80

22

94

11

2025
4,392

11

2025
4

20

224

“ ”

2025
AI
10

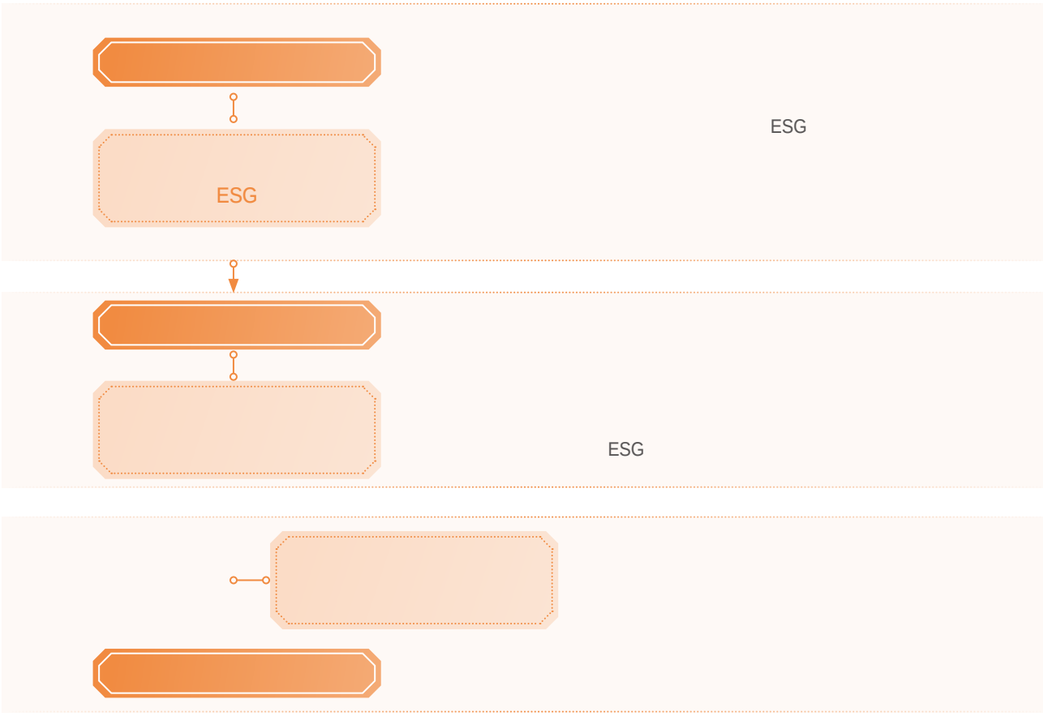
ESG
ESG
ESG

“ ”

| | | |
|---|---|---|
| LP | | |
| | | |
| | | |
|



# 01 投资向善

2025

38

28

S

200

155

80

14

2025

80

22

190

6

“ ”

ESG

2025

ESG

“ 5+1 ”

“ ”

FOF S

“ ”

S

2025 “ ”

GEELY 吉利控股集团

CICT 中国信科

CETC 中国电科

Midea

CEIS 中经社

CanSemi 粤芯半导体

2025 5 “ ”

“ ”

jlond 聚源生物

2025 5

“ ”

汉邦科技 Hanbon Sci & Tech

FOF

S

2025 7

BEST 屹唐半导体

FOF/S GPU

2025 12 FOF/S

GPU

FOF/S 2019 S

“ GP ” “ + ”

S

## S

2025 S 1.3

“ GP + + ”

“ ”

“ ”

CHNT 正泰

JA SOLAR 晶澳太阳能

远景 零碳技术伙伴

MINGYANG

HYPER STRONG 海博思创

POWER JINKO 晶科科技

广东新型储能国家研究院 National Institute of Guangdong Advanced Energy Storage



20 16

10 15

10

3.65GW 50MW “ ”

## S

S

“ ” 17.05 S

“ ”

## S

2025 7 S

S

2025 8

“ + + ”

2025 12

2007




AI

2025

133

3.65 GW

14.5

“ ”

“ — — ”

2025 50

100 “ + ”

“ - - ”



— “ ”

— “ ”

— “ ”

— “ ”

AI

“ - ” 2025

2020 A

2021 A 12

“ ”

“ + ”

BeBetter Med 必贝特

ESWIN 奕斯伟材料

“ ”

190

80

22

2025

11



2025 190 80 22

S

S S

## AI

2025

“ ”

## AI “ ”

2025 7 29 “ · — ”

iPARK “ 12218 ”

“ ”

iPARK “ + ”



“ ”

## TITP

“ TITP ”

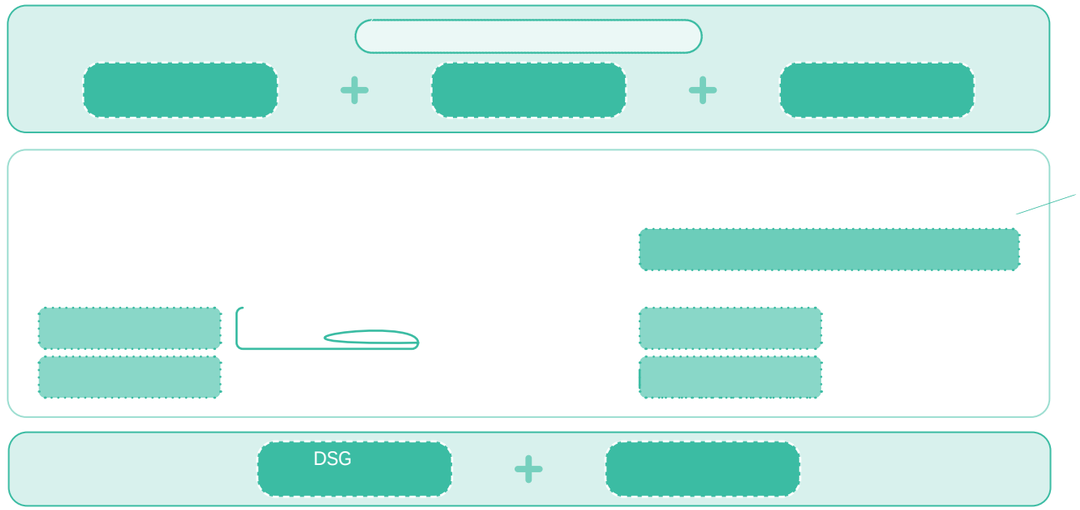


“ ” “ ”

“ ”

2025

S

“ TITP ” S



“ + ”

“ +S + ”

“ ”

22

2025 7 8

“ ”

CEO

10

“ ”

3,000 4,000

“ ”



“ ”

2025 9

## 2025 CEO

2025 9 19 “ ” CEO

2025 2 “ ”

“ 136 ”

10



# 02 文化向善

2025

| | |
|---|---|
| | “ ” 26 34 |
| 100% | |
| | 3.65GW |
| “ ” | 24 7 350 |
| | 100% |

“ ”

“ ”

“ ”

26 34

“ ”

26

34



2025

“ ” “ 5+1 ” “
”
“ - - - ”

“ 5+1 ”

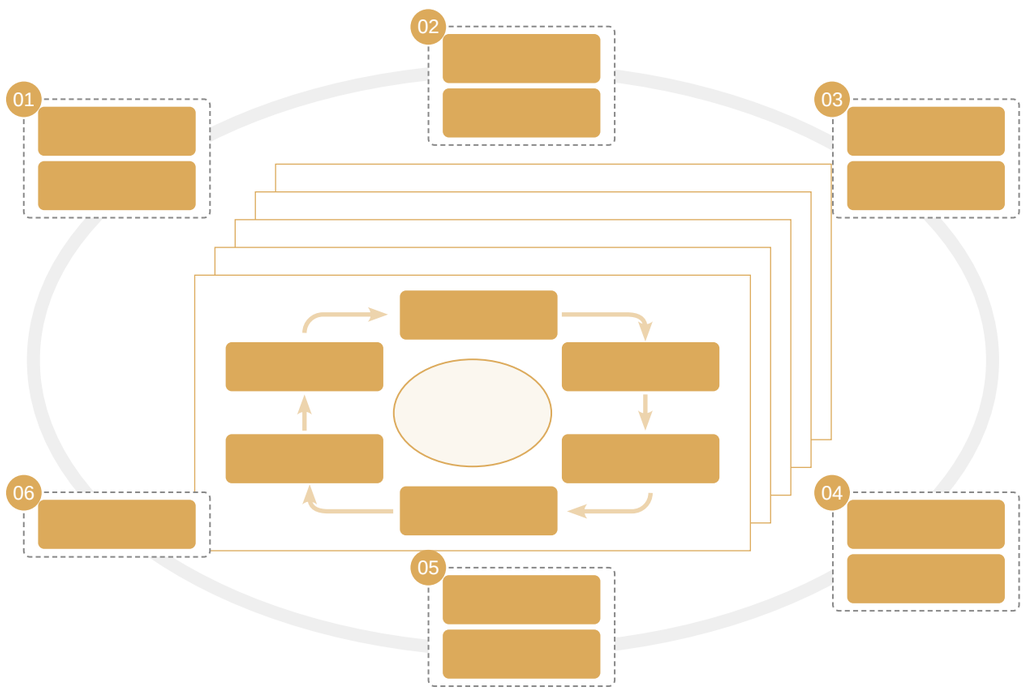


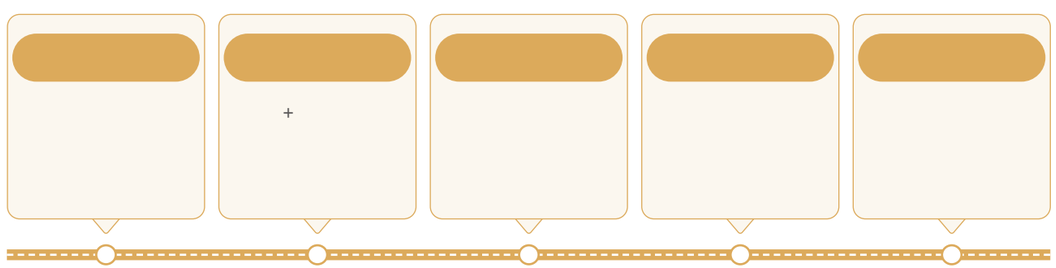


2025

5

2025

| | | |
|---|---|---|
| | | |
| | | |
| | | SPV |
| | | |
| | | |
| | |

2025

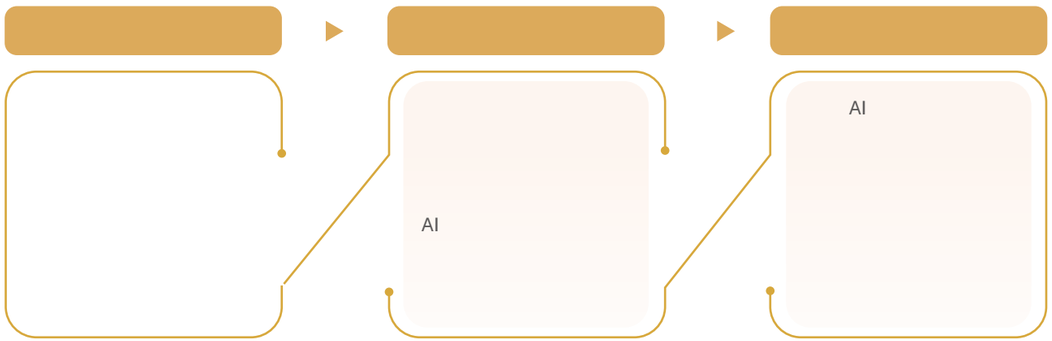


“ ”

100%

2025 11 6

5



ESG

360

| | |
|---|---|
| | MD<br>10% |
| | • <br>• <br>• <br>ESG<br>• DPI IRR |
| | • <br>• |
| | |

“ ”

2025

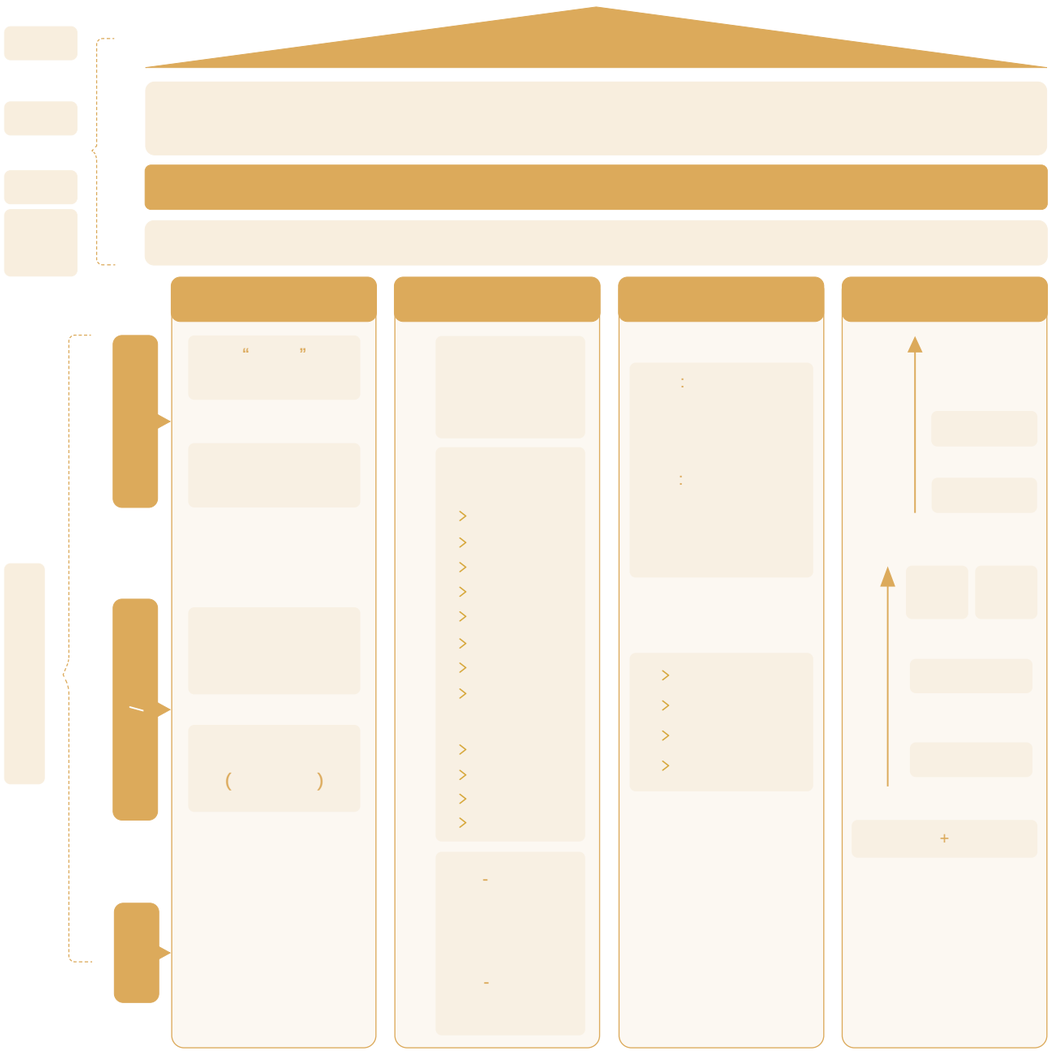


2025

“ ”

11 915 4,392

2025

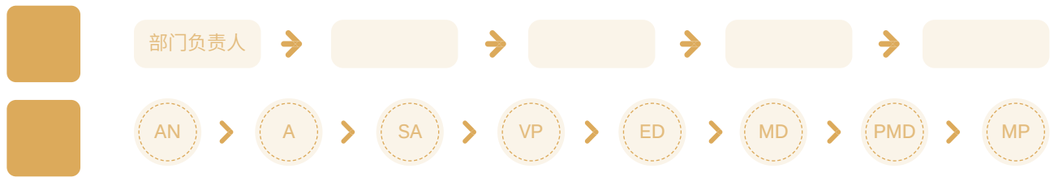


17

2025

| | | | |
|---|---|---|---|
| 2 | 24 | 5 | 6 |
| 14 | 7 | 350 | 100% |

(  )





“  ”

2025  3.65GW  44.01

# 03

# 管理向善

2025

- 49.45
- 0.52 /
- 4 20
- 100%
- 100%
- 100%
- 100%
- 10 AI
- 100%
- “ ”
- 224

TCFD ISSB 2 —
IFRS S2 3 —

ESG “ - - ”

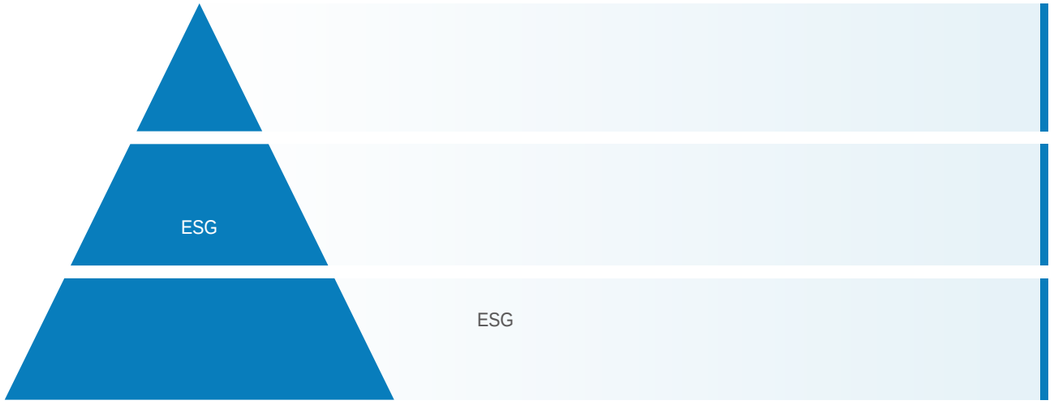

- 3
-

RCP8.5

4

2050

RCP8.5



- NGFS
- NGFS

NGFS

2030 2

2050

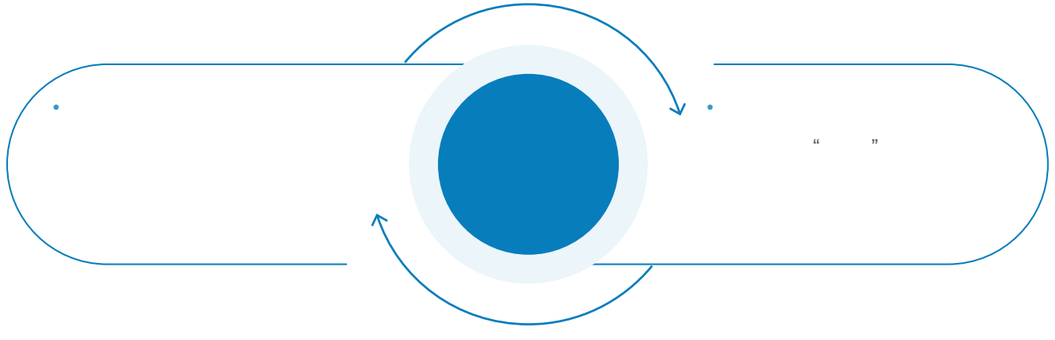

IFRS S2

“ ”

“ ”

| | |
|---|---|
| | • “ ”<br>• “ + + ” |
| | • AI |
| | •<br>• |
| | • |

ESG

6.48 $tCO_2e$ 42.97 $tCO_2e$

| | | |
|---|---|---|
| | | • |
| | | •<br>• |
| | | •<br>• |
| | | • |
| | | |

ESG

г Г

2025 43

| | | |
|---|---|---|
| | 6 | • |
| | 28 | • /<br>• |
| | 11 | • / |
| | “ ” 6 | • |
| | 13 | • |

“ ”

2025 “ ” “ ” 33

A e Ï

“ ”

“ ”

“ Core DATA Link Brain ”

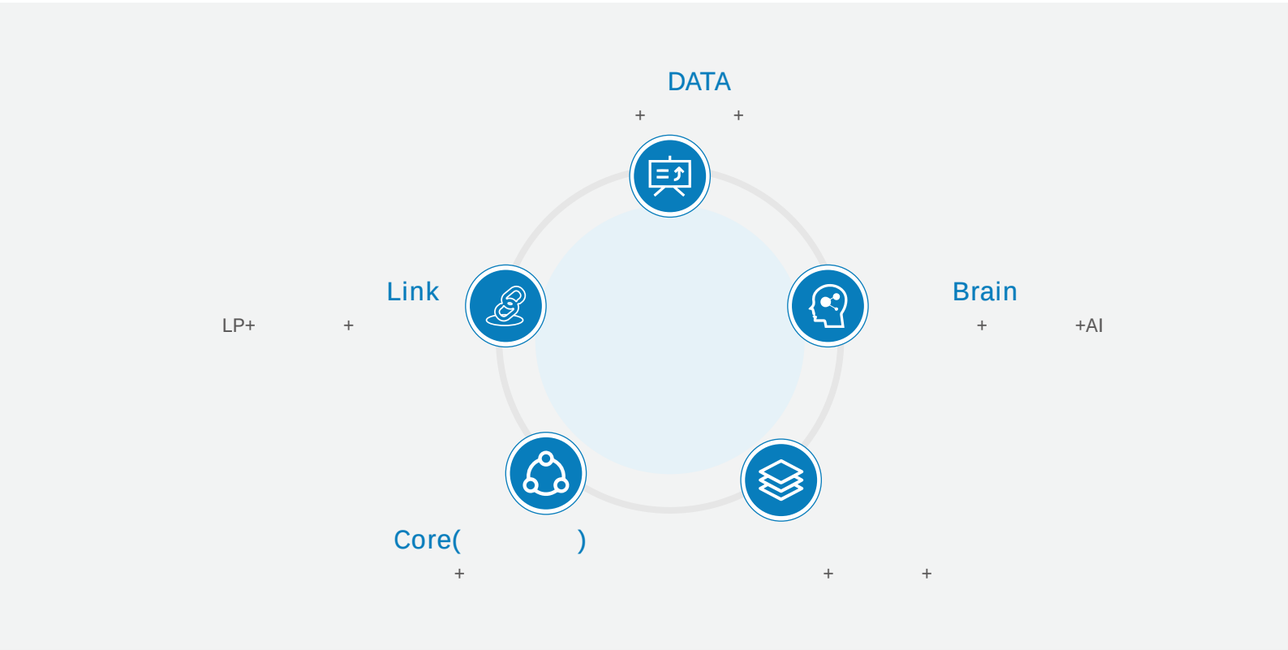


- FOF/S
  “ ”
- 

- 225



Kimi + GLM

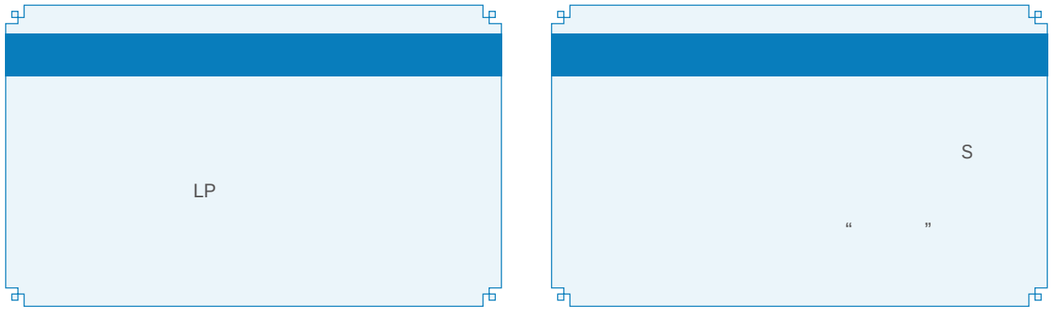


“ ”

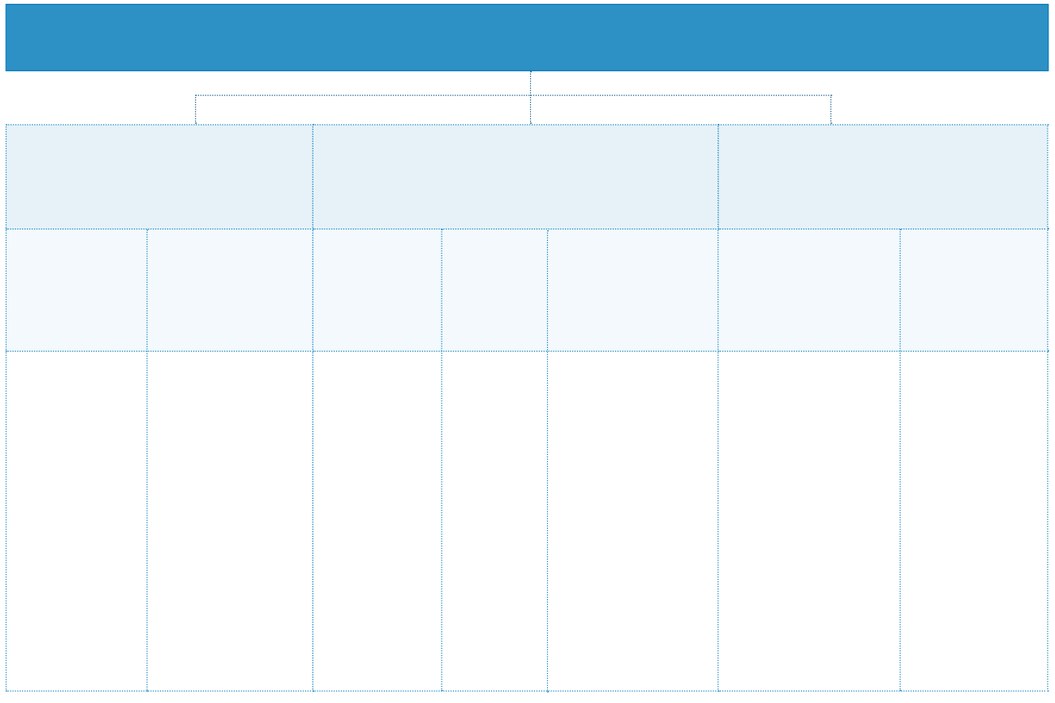

“ ”

## AI

AI

AI

A IPO

170 503

39

4,448

ABS 2,240

ABS

-　　-

2025

1

3　　6

“　　”　　224

80.7%

1　　1　　100%

4　　6

2　　1

2025　　“　　”　“　　2025　　”　“

2025　　”

| | 2025 |
|---|---|
| | |
| | 6.48 |
| | 42.97 |
| + | 49.45 |
| | |
| / | 0.008 |
| | |
| | 2 |
| | |
| | |
| | 94 |
| | |
| | 67 |
| | 27 |
| | |
| | 94 |
| | 0 |
| | |
| ≤ 30 | 14 |
| 31-40 | 63 |
| 41-50 | 17 |
| 50 | 0 |

| | | 2025 |
|---|---|---|
| | | |
| | | 3 |
| | | 71 |
| | | 19 |
| | | 1 |
| | | |
| | | 8 |
| | | 3 |
| | | 4 |
| | % | 100 |
| | % | 100 |
| | % | 100 |
| | | 0 |
| | | 2 |
| | | |
| | | 0 |
| | | 24 |
| | % | 100 |
| | | |
| | | 4,392 |
| | | 915 |
| | | |
| | | |
| | % | 100 |
| | | 0 |
| | | |
| | % | 100 |
| | % | 100 |



# GRI

| GRI / | | | |
|---|---|---|---|
| | 2-1 | | |
| | 2-2 | | |
| | 2-3 | | |
| | 2-4 | | |
| | 2-5 | | - |
| | 2-6 | | |
| | 2-7 | | |
| | 2-8 | | |
| | 2-9 | | |
| | 2-10 | | |
| | 2-11 | | |
| | 2-12 | | |
| | 2-13 | | |
| | 2-14 | | |
| GRI 2 | 2-15 | | |
| 2021 | 2-16 | | |
| | 2-17 | | |
| | 2-18 | | |
| | 2-19 | | |
| | 2-20 | | |
| | 2-21 | | - |
| | 2-22 | | |
| | 2-23 | | |
| | 2-24 | | |
| | 2-25 | | |
| | 2-26 | | |
| | 2-27 | | |
| | 2-28 | | |
| | 2-29 | | |
| | 2-30 | | |

| GRI / | | | |
|---|---|---|---|
| GRI 3 2021 | 3-1 | | |
| | 3-2 | | |
| | 3-3 | | |
| GRI 201: 2016 | 201-1 | | |
| | 201-2 | | |
| | 201-3 | | |
| | 201-4 | | - |
| GRI 202 2016 | 202-1 | | - |
| | 202-2 | | - |
| GRI 203 2016 | 203-1 | | |
| | 203-2 | | |
| GRI 204 2016 | 204-1 | | - |
| GRI 205 2016 | 205-1 | | |
| | 205-2 | | |
| | 205-3 | | |
| GRI 206 2016 | 206-1 | | |
| GRI 207 2019 | 207-1 | | - |
| | 207-2 | | - |
| | 207-3 | | - |
| | 207-4 | | - |
| GRI 301 2016 | 301-1 | | - |
| | 301-2 | | - |
| | 301-3 | | - |
| GRI 302 2016 | 302-1 | | - |
| | 302-2 | | - |
| | 302-3 | | - |
| | 302-4 | | - |
| | 302-5 | | - |
| GRI 303 2018 | 303-1 | | |
| | 303-2 | | |
| | 303-3 | | - |



| GRI / | | | |
|---|---|---|---|
| GRI 303 2018 | 303-4 | | - |
| | 303-5 | : 4-1 | R - شم ¬ ° شي |
| GRI 304 2016 | 304-1 | | - |
| | 304-2 | 304-1 | - ت Б |
| | 304-3 | | - |
| | 304-4 | | |

| GRI / | | | |
|---|---|---|---|
| GRI 403 2018 | 403-7 | | |
| | 403-8 | | |
| | 403-9 | | |
| | 403-10 | | |
| GRI 404 2016 | 404-1 | | |
| | 404-2 | | |
| | 404-3 | | |
| GRI 405 2016 | 405-1 | | |
| | 405-2 | | - |
| GRI 406 2016 | 406-1 | | |
| GRI 407 2016 | 407-1 | | - |
| GRI 408 2016 | 408-1 | | |
| GRI 409 2016 | 409-1 | | |
| GRI 410: 2016 | 410-1 | | - |
| GRI 411: 2016 | 411-1 | | - |
| GRI 413 2016 | 413-1 | | |
| | 413-2 | | |
| GRI 414 2016 | 414-1 | | - |
| | 414-2 | | - |
| GRI 415: 2016 | 415-1 | | - |
| GRI 416 2016 | 416-1 | | - |
| | 416-2 | | - |
| GRI 417 2016 | 417-1 | | - |
| | 417-2 | | - |
| | 417-3 | | - |
| GRI 418 2016 | 418-1 | | - |

越秀资本 | 产业基金

YUEXIU CAPITAL HOLDINGS | INDUSTRIAL FUND

打造粤港澳大湾区领先的产业资本运营商

广州越秀产业投资基金管理股份有限公司

广州总部地址：广州市天河区珠江西路5号广州国际金融中心33楼

北京办公室地址：北京市朝阳区东三环中路乐成中心A座22楼

上海办公室地址：上海市浦[illegible]

深圳办公室地址：深圳市南山区海德[illegible]

电话：(8620)66611888-33000

网址：https：//www.yuexiufund.com