GuangZhou Friendship Group Co., Ltd.

2015

/ 000987

2016 3

2016 3 28

1,482,553,609 10 2 5

1,037,787,526.30

----------1

----------4

----------9

---------- 10

---------- 21

---------- 33

---------- 39

---------- 40

---------- 46

---------- 52

---------- 137

巨潮资讯
www.cninfo.com
中国证监会指定信息披露网站

		A 100

巨潮资讯
www.cninfo.com
中国证监会指定信息披露网站

			000987
	369		
	510095		
	369		
	510095		
	www.cgzfs.com		
	gzfs@cgzfs.com		

	369	369
	020-83483236	020-83483211
	020-83572228	020-83572228
	gzfs@cgzfs.com	mars.cgzfs@163.com

	www.cninfo.com.cn

	19048177-2

	555 10

	2015	2014		2013
	2,804,290,571.16	3,362,620,919.51	-16.60%	4,092,054,944.48

	1,482,553,609
/	0.1545

358,958,107 2016 3
[2016]147
9, 999, 999, 967. 80 1, 123, 595, 502
2016 3 17 2016 3 28
1, 482, 553, 609

1

2

	757, 255, 634. 45	644, 661, 881. 97	623, 097, 101. 15	779, 275, 953. 59
	64, 284, 956. 84	46, 545, 270. 63	40, 827, 365. 49	77, 407, 279. 45
	63, 710, 069. 50	52, 150, 866. 74	24, 026, 523. 92	56, 792, 174. 40
	-82, 227, 779. 65	-57, 873, 013. 82	87, 815, 925. 71	158, 356, 667. 32

	2015	2014	2013	

	−340,652.71	−460,858.53	113,289.74	

	-17,503,845.50	-452,736.11	3,216,227.37	
	59,715,246.47	47,867,620.06	33,286,445.31	
	10,785,510.41	12,278,315.85	9,279,828.05	
			-414.20	
	32,385,237.85	36,837,309.57	27,836,548.57	--

10 5

14 5 2 10 VIP

2015 9 30

100%

2016 2016 3 12 29

2015

28.04

16.60 %　　2.29　　12.80 %

+

2015　12

2

VIP

VIP

巨潮资讯
www.cninfo.com
中国证监会指定信息披露网站

10 23

2016 1 22

2016

2025 +

巨潮资讯
www.cninfo.com
中国证监会指定信息披露网站

2016

+

+ +

巨潮资讯
www.cninfo.com
中国证监会指定信息披露网站

PE

1

2

1

	2015		2014		
	2,804,290,571.16	100%	3,362,620,919.51	100%	-16.60%
	2,551,782,168.32	90.99%	3,101,814,908.66	92.24%	-17.73%

	2,459,438,267.97	87.70%	2,971,787,147.69	88.38%	-17.24%
	92,343,900.35	3.29%	130,027,760.97	3.86%	-28.98%

2 **10%**

5

		2015		2014		
		2,067,495,481.65	98.41%	2,522,050,956.45		

	84,439,061.64	91,831,229.84	-8.05%	

4

5

	2015	2014	
	3,093,612,932.66	3,763,976,968.59	-17.81%
	2,987,541,133.10	3,707,158,665.33	-19.41%
	106,071,799.56	56,818,303.26	86.69%
	4,062,495,360.97	2,355,932,596.67	72.44%
	4,232,902,355.58	3,341,732,615.62	26.67%
	-170,406,994.61	-985,800,018.95	82.71%

1

	2015		2014			
	1,061,580,114.62	31.99%	1,255,394,363.17	36.44%	-4.45%	
	258,790.92	0.01%	680,272.85	0.02%	-0.01%	
	106,176,347.91	3.20%	136,430,960.52	3.96%	-0.76%	
	62,578,329.19	1.89%	66,925,980.09	1.94%	-0.05%	
	1,923,356.76	0.06%	1,881,131.29	0.05%	0.01%	
	136,389,619.48	4.11%	146,012,594.81	4.24%	-0.13%	
	1,068,942.56	0.03%	908,174.81	0.03%	0.00%	
	1,308,432,000.00	39.43%	1,200,775,958.39	34.85%	4.58%	
	313,451,549.71	9.45%	303,351,549.71	8.81%	0.64%	

1

10,100,000.00		

2015 6

1,010 10

2

3

4

1

2

5

2016 3 2016 G16004260038

9,999,999,967.80

47,112,359.55 9,952,887,608.25

1,123,595,502 8.90 / 2016 3 28

36

2016 3 25

3

1

2

10%

				8,127,000.00	27,350,316.16	27,022,122.80	1,266,226.17	1,506,887.76	1,230,290.82
				8,100,000.00	32,663,753.45	32,607,368.25	227,603.57	-189,918.09	-189,918.09
				10,000,000.00	180,198,061.22	80,596,235.99	155,687,686.20	66,771,117.65	50,174,129.31

				50,000,000.00					

2016

2015

2015

12 9

1

2015 4 8 2014 2014 2014
12 31 358,958,107 10 5
179,479,053.50 2015 5 23
2014 2015-015 2015 5
28 2015 5 29

2

2015	296,510,721.80	229,064,872.41	129.44%	0	0
2014	179,479,053.50	262,687,141.31	68.32%	0	0
2013	179,479,053.50	308,889,899.93	58.10%	0	0

1 2015
2016 3 28 1,482,553,609 10 2
5 1,037,787,526.30 2015

2 2014
2014 12 31 358,958,107 10 5
17,947.91 2015 4 8 2014

2015 5 29

3 2013

2013 12 31 358,958,107 10 5

17,947.91 2014 6 19 2013

2014 8 15

10	5
10	2
10	0
	1,482,553,609
	296,510,721.80
	1,277,337,210.35
	28.57%
20	
2015 2016 3 28 1,482,553,609 10 2.00 5 103,778.75 128,238.22 2014 17,947.91 17,443.41 23,954.97	

1

			1,123,595,502 8.90 / 2016 3 28 36 2016 3 25	2016 03 25	36	
			2015 7 9 2015 12 31	2015 7 9	2015 7 9 2015 12 31	

2

	62
	15

巨潮资讯
www.cninfo.com
中国证监会指定信息披露网站

( )			( )	( )	( )		
2014 2015 3 26	45,797,561.78		2015 5 28 2015 7 2015 12 18 2015 840 2015 914	28,580,566.56 1,183,170.30		2015 07 16 08 12 2016 03 30	http://www.cnifo.com.cn

1

2

2016 1 22

2016 147

			617,977,528	2014 12 9						2016 3 25	www.cninfo.com.cn

2015

2011 7-8 2 2011

2

3

1

			5,000	2015 01 01	2015 03 31		5,000		65.84	65.84	65.84
			10,000	2015 08 04	2015 08 25		10,000		20.61	20.61	20.61
			10,000	2015 09 11	2015 09 25		10,000		11.51	11.51	11.51
			15,000	2015 09 30	2015 10 15		15,000		17.87	17.87	17.87
			10,000	2014 12 30	2015 07 30		10,000				

			5,000	2015 07 23	2015 08 24		5,000		23.01	23.01	23.01
			10,000	2015 08 06	2015 08 27		10,000		21.29	21.29	21.29
			30,000	2015 09 30	2015 12 29		30,000		351.37	351.37	351.37
			25,000	2015 10 26	2015 12 25		25,000		186.99	186.99	186.99
			20,000	2015 12 28	2016 03 28				221.92		
			35,000	2015 12 31	2016 02 02				142.68		
			10,000	2014 09 11	2015 09 14		10,000		550.97	550.97	550.97
			10,000	2014 12 30	2015 06 25		10,000		260.91	260.91	260.91
			10,000	2014 12 30	2015 12 23		10,000		578.68	578.68	578.68
			20,000	2014 12 30	2015 12 23		20,000		1,078.9	1,078.9	1078.90
			30,000	2015 10 26	2015 12 23		30,000		224.05	224.05	224.05
			30,000	2015 12 30	2016 08 24				982.19		
			15,000	2014 12 26	2015 03 26		15,000		190.48	190.48	190.48

			15,000	2014 12 29	2015 06 15		15,000		386.63	386.63	386.63
			10,000	2015 01 16	2015 04 16		10,000		138.08	138.08	138.08
			5,000	2015 04 10	2015 07 09		5,000		70.89	70.89	70.89

				06 07	09 02						
			500	2015 07 10	2016 01 07				14.3		
			500	2015 07 10	2016 01 07				14.79		
			1,300	2015 05 13	2015 08 10		1,300		19.01	19.01	19.01
			3,700	2015 05 13	2015 08 20		3,700		57.97	57.97	57.97
			800	2015 08 05	2016 03 02				29.78		
			1,300	2015 08 01	2016 02 07				39.75		
			3,700	2015 08 11	2016 02 07				113.13		
			5,000	2015 11 11	2016 08 07				221.92	40	40
			10,000	2015 12 25	2016 06 22				295.89		
			9,043.2	2015 12 25	2016 05 03						

)	2015 8 12
)	2015 8 28
	2014 8 27 2014 6.5 12 2015 8 27 2015 12 15 2015 12 31 15

2

4

巨潮资讯
www.cninfo.com
中国证监会指定信息披露网站

2013-2015

1

	290,721	0.08%				11,360	11,360	302,081	0.08%
1									
2									

	386							026	
2									
3									

2

	76,559	0	25,519	102,078		2016 3 01
	76,559	0	25,519	102,078	--	--

1

2

3

1

	26,920		31,830	8			

巨潮资讯 www.cninfo.com 中国证监会指定信息披露网站

						8	
5%				10			

		51.89%	186,266,107			186,266,107		0
		2.26%	8,122,400			8,122,400		
		0.99%	3,549,248			3,549,248		
		0.82%	2,954,160			2,954,160		
		0.73%	2,621,300			2,621,300		
		0.64%	2,305,838			2,305,838		
		0.56%	1,999,956			1,999,956		
		0.45%	1,632,877			1,632,877		
		0.29%	1,042,073			1,042,073		
		0.27%	971,900			971,900		
10 3								
10								
						186,266,107		186,266,107

2015

	/			
		2005 02 02	77119611-X	

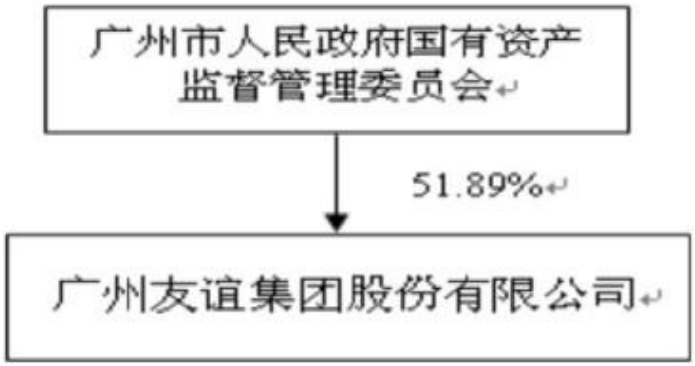

2016 3 28

51.89% 54.25%

4 10%

2016 3 28 280,898,876 0%
18.95%

5

巨潮资讯
www.cninfo.com
中国证监会指定信息披露网站

				59	2014 06 19	2017 06 19	96,694	0	0	0	96,694
				52	2014 06 19	2017 06 19	44,820	0	0	0	44,820
				41	2014 06 19	2017 06 19	0	0	0	0	0
				39	2014 06 19	2017 06 19	0	0	0	0	0
				45	2014 06 19	2017 06 19	0	0	0	0	0
				46	2014 06 19	2017 06 19	0	0	0	0	0
				59	2016 01 22	2017 06 19	0	0	0	0	0
				49	2014 06 19	2017 06 19	29,324	0	7,331	0	21,993
				51	2014 06 19	2017 06 19	6,400	0	0	0	6,400
				48	2014 06 19	2017 06 19	44,085	0	11,021	0	33,064

巨潮资讯
www.cninfo.com
中国证监会指定信

				43	2014 06 19	2017 06 19	30,200	0	7,550	0	22,650
				45	2015 03 12	2017 06 19	0	0	0	0	0
	--	--	--	--	--	--	251,523	0	25,902	0	225,621

			2015 09 01	
			2016 01 22	
			2015 03 12	

1

IBM

Grenoble

2

3

			59		52	
			52		43	
			41		5	
			39		5	
			45		4	
			46		4	
			59		0	
			49		25	
			51		20	
			48		41	
			43		41	
			45		33	
	--	--	--	--	273	--

2015 12 31 1207

0

	28	2.32%
	44	3.65%
	682	56.50%
	122	10.11%
	331	27.42%
	1207	100.00%

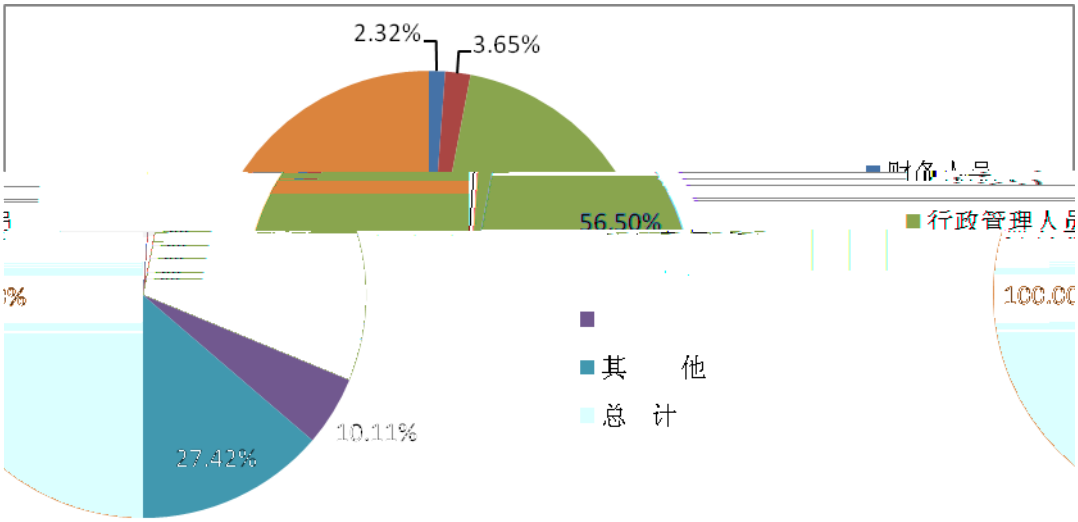

	11	0.91%
	191	15.82%
	293	24.28%
	691	57.25%
	21	1.74%
	1207	100.00%

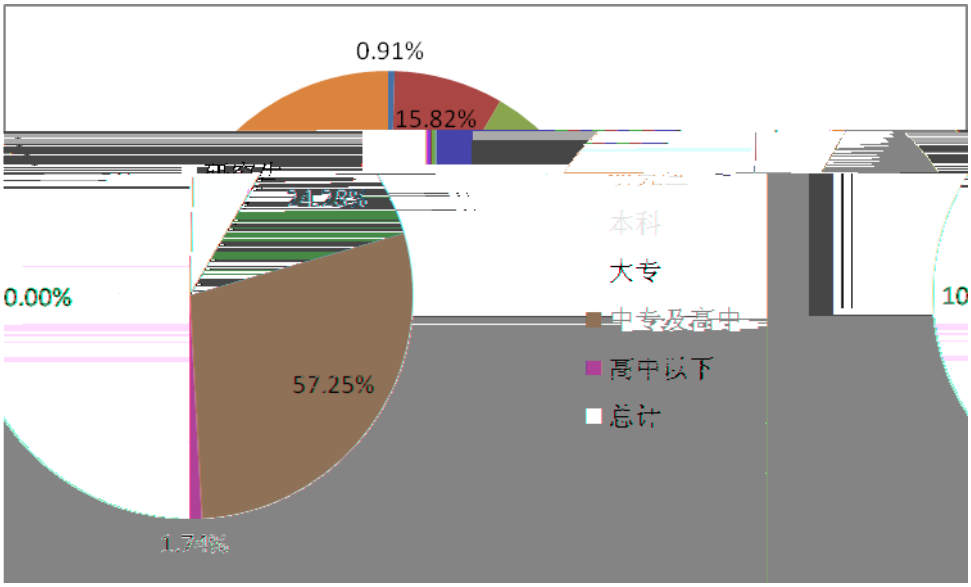

30	286	23.70%
30-39	339	28.09%
40-49	428	35.46%
50	154	12.76%
	1207	100.00%

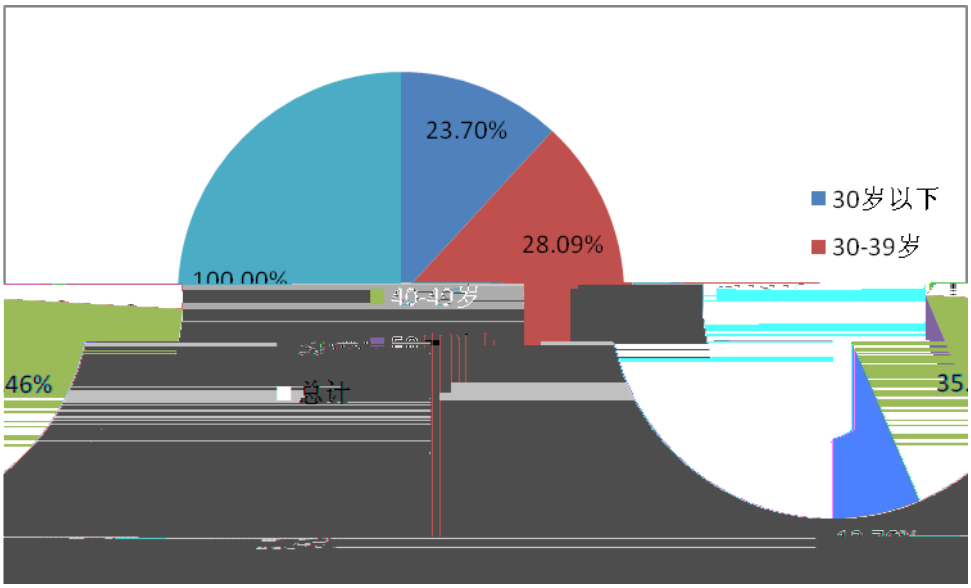

	1207
	8,005.90
	2.85%
/	42
/	6.63

3 ——

2014

2014-2016

1

2015		60.92%	1 6	1 7	2015-001

					www.cninfo.com.cn
2014		52.26%	4 8	4 9	2015-010 www.cninfo.com.cn
2015		52.54%	8 27	8 28	2015-032 www.cninfo.com.cn
2015		52.02%	11 27	11 28	2015-046 www.cninfo.com.cn

2

1

8 6

3

2015

1 2014

2015 1

2015 2

2014 2014 12

31 2014 2015

3 2014

2014 12 31 2014

巨潮资讯
www.cninfo.com
中国证监会指定信

2 2015

2016 2

2015

2015 12 31

2015 2016 3

2015 12 31 2015

2016

1

2

	2016 03 30	
	2015 2016 3 30 www.cninfo.com.cn	
	100%	
	100%	
	0. 6%	0. 6%
	0	
	0	
	0	
	0	

[2016]G15043720020 2015 12 31

	2016 3 30
	www.cninfo.com.cn

	2016 03 28
	[2016]G15043720019

[2016]G15043720019

(

2015 12 31 2015

1

2

2015 12 31 2015

巨潮资讯
www.cninfo.com
中国证监会指定信息披露网站

1

	163,056,700.34	130,739,461.79
	1,085,982,336.92	1,260,592,272.11
	7,520,451.30	9,098,962.73
	7,520,451.30	9,098,962.73
	1,093,502,788.22	1,269,691,234.84
	358,958,107.00	358,958,107.00
	60,144,174.96	60,144,174.96
	440,451,894.54	421,070,330.61

	1,363,767,501.53	1,333,563,246.55
	2,223,321,678.03	2,173,735,859.12
	1,627,768.41	1,637,264.32
	2,224,949,446.44	2,175,373,123.44
	3,318,452,234.66	3,445,064,358.28

2

	958,443,597.86	1,019,626,133.89
	258,790.92	5,498,997.91
	19,927,800.15	11,204,041.24
	14,756,123.29	7,618,290.86
	64,324,585.61	75,138,483.26
	106,176,347.91	134,876,460.59
	1,308,432,000.00	1,200,065,281.16
	2,472,319,245.74	2,454,027,688.91
	313,451,549.71	303,351,549.71
	23,684,456.76	46,142,231.29
	48,530,502.36	52,026,889.34
	136,336,108.22	144,967,581.17
	1,068,942.56	908,174.81

	19,442,894.56	20,222,280.25
	199,024,263.12	201,967,273.75
	22,531,131.85	5,724,502.49
	764,069,849.14	775,310,482.81
	3,236,389,094.88	3,229,338,171.72
	364,111,996.97	407,027,816.78
	464,014,094.16	574,245,966.40
	7,471,512.75	7,016,875.87
	48,814,417.72	41,575,897.86
	207,565,235.13	67,817,851.01
	1,091,977,256.73	1,097,684,407.92

	7,520,451.30	9,098,962.73
	7,520,451.30	9,098,962.73
	1,099,497,708.03	1,106,783,370.65
	358,958,107.00	358,958,107.00
	60,144,174.96	60,144,174.96

	45,299,988.94	49,002,896.40
	391,629,999.23	449,463,512.19
	50,937,497.64	57,682,256.16
	-27,077,691.86	-39,848,979.18
	1,114,971.84	1,171,123.65

1.		
2.		
1.		
2.		
3.		
4.		
5.		
6.		
	229,055,376.50	262,724,870.54
	229,064,872.41	262,687,141.31
	-9,495.91	37,729.23
	0.64	0.73
	0.64	0.73

4

	2,713,264,163.77	3,157,737,590.24
	2,099,313,970.45	2,464,498,193.04
	36,167,561.97	39,021,573.67
	353,851,894.79	388,991,091.80
	50,700,452.12	57,109,182.36
	-24,334,671.09	-33,906,177.41
	69,013,276.46	1,126,957.00
	132,293,469.27	110,520,837.56
	42,225.47	40,262.46
	260,845,148.34	351,417,607.34
	19,085,682.06	2,631,822.22
	29,897.14	160,476.10
	35,836,605.53	1,651,334.63
	31,434.46	621,334.63
	244,094,224.87	352,398,094.93
	50,278,585.59	77,076,881.42
	193,815,639.28	275,321,213.51
1.		

2.		
1.		
2.		
3.		
4.		
5.		
6.		
	193,815,639.28	275,321,213.51

5

	2,881,029,306.01	3,523,265,618.74

巨潮资讯 www.cninfo.com.cn 中国证监会指定信息披露网站

	212,583,626.65	240,711,349.85
	3,093,612,932.66	3,763,976,968.59
	2,462,625,168.28	2,985,455,089.51
	119,164,595.83	142,722,120.02
	175,280,382.10	224,909,249.41
	230,470,986.89	354,072,206.39
	2,987,541,133.10	3,707,158,665.33
	106,071,799.56	56,818,303.26
	3,980,000,000.00	2,289,650,000.00
	82,464,815.60	66,115,178.65
	30,545.37	167,418.02

	4,062,495,360.97	2,355,932,596.67
	134,370,355.58	202,082,615.62
	4,098,532,000.00	3,139,650,000.00
	4,232,902,355.58	3,341,732,615.62
	-170,406,994.61	-985,800,018.95

6G5 179,479,053.50

	1,255,394,363.17	2,363,855,132.36
	1,011,580,114.62	1,255,394,363.17

6

	2,885,843,398.17	3,390,700,493.32
	116,912,466.58	139,259,615.24

	4,098,532,000.00	3,139,650,000.00
		2,478,894.05
	4,232,902,355.58	3,341,727,235.62
	-113,724,854.79	-877,429,242.50

									.93		3.93		
2													
3											−179,479,053.50		−179,479,053.50
4													
1													
2													
3													

	358,958,107.00				60,144,174.96				393,538,209.26		1,277,887,280.09	1,599,535.09	2,092,127,306.40
									27,532,121.35		55,675,966.46	37,729.23	83,245,817.04

4													
1													
2													
3													
4													
1													
2													
	358,958,107.00				60,144,174.96				421,070,330.61		1,333,563,246.55	1,637,264.32	2,175,373,123.44

8

3											
4											
1											
2											

1

[1992]14 1992 12 28

14,942.12 1997

[1998]6 17,930.54

1999 4 30 [1999]54

15,074.54

[2000]85 2000 6-7

6,000 7 18

23,930.54

2001 [2001]96 < >

2005

2005 12 1

2006 1 10 3

2,656.8

2007 2008 7 28 10 5

119,652,702 1 119,652,701.54

358,958,107.00

2016 3 [2016]147

9,999,999,967.80 1,123,595,502

2016 3 17 358,958,107

1,482,553,609

440101000165053

巨潮资讯
www.cninfo.com.cn
中国证监会指定信息披露网站

12

1 1 12 31

12

1

巨潮资讯
www.cninfo.com
中国证监会指定信息披露网站

2

a.

b.

33 -

1

2

1

2

3

4

5

3

巨潮资讯
www.cninfo.com
中国证监会指定信息披露网站

1

1

2

3

2

1

2

1

2

3

巨潮资讯
www.cninfo.com
中国证监会指定信息披露网站

4

5

3

4

5

6

1

2

巨潮资讯
www.cninfo.com
中国证监会指定信息披露网站

1

100 100

2

	%	%
1 1	5	5
1 2	10	10
2 3	30	30
3 4	50	50
4 5	80	80
5	100	100

5

3

1

2

3

4

5

1

1

巨潮资讯
www.cninfo.com
中国证监会指定信息披露网站

a.

b.

2

2

1

2

3

巨潮资讯
www.cninfo.com
中国证监会指定信息披露网站

4

1

2

		%	%
	15-30	3	6.4667-3.2333
	6-10	3	16.1667-9.70
	10	3	9.70

		%	%
	6	3	16.667
	5	0	20

3

1

2

1

2

3

3

巨潮资讯
www.cninfo.com
中国证监会指定信息披露网站

4

3

5

1

2

1

2

3

4

巨潮资讯
www.cninfo.com
中国证监会指定信息披露网站

5

1 2

Æ›|6(N´AÑN ²#O j 9 •>´ – ëH µ•Â ,³O ú ¶ 6,¼-Ô Ä ²#@Õ, Ä ²'- O G â¦(Dj@¢ª M• ¶d{ ÎAÔ Œ#FÓç¢éä 6CK@Ù!

1

2

巨潮资讯
www.cninfo.com
中国证监会指定信息披露网站

1

2

3

1

1

2

3

4

巨潮资讯
www.cninfo.com
中国证监会指定信息披露网站

2

1

2

1

2

1

2

巨潮资讯
www.cninfo.com
中国证监会指定信息披露网站

1

2

3

4

( )

1

2

	/	17% 13% 11% 6%
		5%
		5%
		7%
		3%
		2%
		25%
		3%
	70%	1.2%
		12%

1

	1,626,520.90	1,741,891.74
	1,059,953,593.72	1,253,652,471.43
	1,061,580,114.62	1,255,394,363.17

2015 12 31 5000

2016 2 3 5000

2

1

		(%)		(%)	

	272,411.50	100.00	13,620.58	5.00	258,790.92
	272,411.50	100.00	13,620.58	5.00	258,790.92
	272,411.50		13,620.58		258,790.92

		(%)		(%)	

		(%)		(%)	

	716,076.68	100.00	35,803.83	5.00	680,272.85
	716,076.68	100.00	35,803.83	5.00	680,272.85
	716,076.68	100.00	35,803.83	5.00	680,272.85

2

			%
1	272,411.50	13,620.58	5.00
1 2			
2 3			
3 4			
4 5			
5			
	272,411.50	13,620.58	5.00

3

-- 0.00 22,183.25

4

				%
		253,946.63	12,697.33	93.22
		13,829.18	691.46	5.08
		4,635.69	231.79	1.70
	--	272,411.50	13,620.58	100.00

3

1

		(%)		(%)
1	19,927,800.15	100.00	11,549,798.44	100.00
1 2				

2 3

	26,542,066.47	38.17	2,883,776.61	10.86	23,658,289.86
	42,971,916.76	61.79	2,148,595.84	5.00	40,823,320.92
	29,517.17	0.04			29,517.17
	69,543,500.40	100.00	5,032,372.45	7.24	64,511,127.95
	69,543,500.40		5,032,372.45	7.24	64,511,127.95

		(%)		(%)	
	2,966,450.00	4.68			2,966,450.00
	17,016,382.67	26.82	1,723,587.57	10.13	15,292,795.10
	43,432,596.16	68.46	2,171,629.79	5.00	41,260,966.37
	60,448,978.83	95.28	3,895,217.36	6.44	56,553,761.47
	27,778.61	0.04			27,778.61
	63,443,207.44	100.00	3,895,217.36	6.14	59,547,990.08

2

3

			%
1	20,082,246.01	1,004,112.30	5.00
1 2	2,693,621.51	269,362.15	10.00
2 3	1,636,130.68	490,839.20	30.00
3 4	2,017,189.92	1,008,594.96	50.00
4 5	10,051.75	8,041.40	80.00
5	102,826.60	102,826.60	100.00
	26,542,066.47	2,883,776.61	--

4

			%
	42,971,916.76	2,148,595.84	5.00
	42,971,916.76	2,148,595.84	5.00

5

1,137,155.09 0.00

6

	17,601,696.52	12,979,477.12
	39,148,614.67	39,695,621.57
	3,643,302.09	3,736,974.59
	3,787,168.60	4,872,859.96
	2,274,464.03	378,388.16
	3,088,254.49	1,779,886.04
	69,543,500.40	63,443,207.44

7

				(%)	
		19,080,476.00	2	27.44	954,023.80

				(%)	
		10,306,550.00	3-4 5	14.82	515,327.50
		3,476,202.55	5 5	5.00	173,810.13
		3,122,048.16	5	4.49	156,102.41
		2,260,291.51	1-2	3.25	113,014.58
	--	**38,245,568.22**	--	**55.00**	**1,912,278.42**

8

		1,658,500.00	1	2016 12
	--	1,658,500.00	--	--

6

1

	592,523.64		592,523.64	647,819.19		647,819.19
	2,576.86		2,576.86	2,999.94		2,999.94
	105,478,660.67		105,478,660.67	135,676,301.76		135,676,301.76
	102,586.74		102,586.74	103,839.63		103,839.63
	23,987,008.18		23,987,008.18	29,534,171.00		29,534,171.00
	23,987,008.18		23,987,008.18	29,534,171.00		29,534,171.00
	106,176,347.91		106,176,347.91	136,430,960.52		136,430,960.52

2

3

4

7

		0		

					(%)	
	1,648,450.29			1,648,450.29	7.69%	
	5,737,188.73			5,737,188.73	7.50%	
					12.49%	28,853,857.51
					0.77%	
	7,385,639.02			7,385,639.02		28,853,857.51

4

	7,385,639.02					7,385,639.02

1	4,403,646.50	420,819.60	4,824,466.10
2			
3.			
1			
2			
4.	87,831,101.91	6,620,732.48	94,451,834.39
1.			
2.			
1			
2			
3			
1			
2			
4.			
1.	51,099,341.26	11,478,987.93	62,578,329.19
2.	55,026,172.56	11,899,807.53	66,925,980.09

2

3

	2,406,113.79	

11

1

1.	284,471,343.17	77,586,418.73	25,830,366.71	4,261,771.91	13,343,488.60	405,493,389.12
2.	2,156,106.57	798,072.64	70,178.64			3,024,357.85

1	2,156,106.57	557,756.41	70,178.64			2,784,041.62
2		240,316.23				240,316.23
3						

3.

2						
4.	158,993,268.97	69,850,691.72	24,576,750.18	4,089,882.71	13,343,488.60	270,854,082.18
1.						
2.						
1						
2						
3.						
1						
2						
4.						
1.	127,634,180.77	7,736,113.86	847,435.65	171,889.20	-	136,389,619.48
2.	135,284,590.21	8,971,324.86	1,454,891.26	301,788.48	-	146,012,594.81

2

3

4

	572,982.67
	4,157.00
	577,139.67

2015 12 31

12

1

	1,068,942.56		1,068,942.56	683,829.81		683,829.81
				224,345.00		224,345.00
	1,068,942.56		1,068,942.56	908,174.81		908,174.81

2

	683,829.81	385,112.75			1,068,942.56	
	224,345.00	414,492.50	240,316.23	398,521.27		
	908,174.81	799,605.25	240,316.23	398,521.27	1,068,942.56	-

2015 12 31

13

1

1.	28,696,749.59	6,213,355.85	34,910,105.44

2019	19,731,269.82	19,731,423.95	
2020	23,620,647.58		
	78,095,463.29	55,195,917.65	

16

	364,111,996.97	426,087,998.18
	364,111,996.97	426,087,998.18

1

	820,139.30	
	718,777.61	
	580,428.07	
	578,637.32	
	577,376.04	
	3,275,358.34	--

	7,561,025.72	**121,723,591.71**	**121,345,141.50**	**7,939,475.93**

2

1	3,078,755.32	80,059,033.04	80,267,280.63	2,870,507.73
2		1,196,185.40	1,196,185.40	
3		7,364,662.99	7,364,662.99	
		6,452,488.15	6,452,488.15	
		354, 099. 24	354, 099. 24	
		558,052.44	558,052.44	
4		13,769,582.17	13,769,582.17	
5	4,482,270.40	2,734,279.62	2,161,248.48	5,055,301.54

6

	996,513.40	1,003,795.38
	1,514,389.43	1,476,643.26
	31,213,016.10	28,777,647.77
	4,454,189.39	1,129,750.46
	1,042,700.05	903,406.66
	682,637.64	700,769.43
	446,868.79	387,174.26
	297,912.55	258,116.22

	348,166.56	
	56,696,738.26	--

3

	50,000,000.00	
	16,728,867.00	
	4,650,000.00	
	1,587,571.75	
	1,457,500.00	
	74,423,938.75	--

21

	2,279.75	2,279.75	1
	7,518,171.55	9,096,682.98	2
	7,520,451.30	**9,098,962.73**	--

1

2

22

			+ -						
		%							%
	290,721	0.08				30,111	30,111	320,832	0.09
1									
2									
3									

			+ -						
		%							%

10%

25

	1,333,563,246.55	--
+		--
	1,333,563,246.55	
	229,064,872.41	
	19,381,563.93	10%
	179,479,053.50	--
	1,363,767,501.53	--

2015 3 12 6 2014 35,895.81 10 5.00 17,947.91 2015 4 8 2014 2015 179,479,053.50

26

	2,551,782,168.32	2,067,495,481.65	3,101,814,908.66	2,522,050,956.45
	252,508,402.84	33,462,716.82	260,806,010.85	35,887,746.11
	2,804,290,571.16	2,100,958,198.47	3,362,620,919.51	2,557,938,702.56

27

	8,861,150.48	11,067,992.97	5
	15,729,302.73	16,107,474.83	5
	7,227,785.51	7,975,525.95	7 5
	3,097,622.24	3,418,507.07	3
	2,065,065.37	2,277,746.97	2

8,014,972.14

	304,090.47	126,419.97	6 10 18 27 /
	45,299,988.94	49,002,896.40	--

28

	191,073,627.86	232,174,731.58
	92,318,923.67	107,961,124.30
	45,538,517.42	33,250,585.43
	11,446,660.75	19,443,656.30
	13,988,147.50	16,666,265.73
	8,508,105.54	9,899,133.83
	4,934,546.04	7,572,483.62
	3,356,832.92	3,773,313.64
	1,773,069.70	1,850,049.73
	584,480.04	575,112.33
	1,674,218.00	1,917,128.00
	2,852,383.75	3,786,562.41
	7,391,684.43	8,147,777.81
	6,188,801.61	2,445,587.48
	391,629,999.23	449,463,512.19

29

	29,261,317.44	31,782,402.34
	4,184,518.36	4,606,023.21
	5,619,467.73	4,514,394.07
	3,622,938.76	6,460,332.10
	1,622,512.69	2,115,330.79
	6,626,742.66	8,203,773.65
	50,937,497.64	57,682,256.16

30

	27,164,146.86	39,962,303.06
	86,458.69	113,323.21
	-3.69	0.67
	-27,077,691.86	-39,848,979.18

31

	1,114,971.84	1,171,123.65
	1,114,971.84	1,171,123.65

32

	42,225.47	-18,491.36
	28,853,857.51	18,247,558.59
	59,715,246.47	47,867,620.06
	88,611,329.45	**66,096,687.29**

33

(1)

	29,897.14	160,476.10	29,897.14
	29,897.14	160,476.10	29,897.14
	1,300,000.00	2,161,600.00	1,300,000.00
	17,460,842.40		17,460,842.40
	851,041.75	593,142.32	851,041.75

	19,641,781.29	2,915,218.42	19,641,781.29

2

			/
		500,000.00	
		982,000.00	
		129,600.00	

2

	313,494,438.14
/	78,373,609.54
	-10,556.36
	170,846.56
	5,905,161.90
	84,439,061.64

36

1

	186,427,609.52	188,515,793.28
	21,480,782.92	43,416,349.88
	4,675,234.21	8,779,206.69
	212,583,626.65	**240,711,349.85**

2

	93,330,969.80	251,059,178.03
	4,934,546.04	7,559,645.36
	5,615,172.17	3,665,024.98
	14,343,382.54	10,474,425.35
	14,074,602.50	16,754,240.59
	11,867,255.53	19,529,886.32
	86,305,058.31	45,029,805.76
	230,470,986.89	**354,072,206.39**

37

1

1		
	229,055,376.50	262,724,870.54

2

	1,011,580,114.62	1,255,394,363.17
	1,626,520.90	1,741,891.74
	1,009,953,593.72	1,253,652,471.43
	1,011,580,114.62	1,255,394,363.17

2015 12 31 5000

38

	50,000,000.00	5000
	50,000,000.00	

2016 2 3

2015 12 9

91440101MA59B3DT2H 5000

1

				%		
				95.00		
				100.00		
				100.00		
				100.00		
				50.00	47.50	

50% 50%

97.5% 100%

2

	%			
	5.00	-9,495.91	0.00	1,627,768.41

3

	5,057,225.54	27,606,527.91	32,663,753.45	56,385.20	0.00	56,385.20

	5,008,544.39	27,842,646.42	32,851,190.81	53,904.47	0.00	53,904.47

	227,603.57	-189,918.09	-189,918.09	62,920.88

	315,698.00	754,584.53	754,584.53	76,327.04

4

5

1

				(%)		
				37.00		

2

	/	/
	4,421,251.81	4,321,652.95
	789,690.00	789,690.00
	5,210,941.81	5,111,342.95
	12,680.33	27,204.36
	12,680.33	27,204.36
	5,198,261.48	5,084,138.59
	1,923,356.76	1,881,131.29
--		
--		
--		
	1,923,356.76	1,881,131.29
	114,122.89	108,817.45

	/	/
	114,122.89	108,817.45

1

巨潮资讯
www.cninfo.com
中国证监会指定信息披露网站

2 5

2

12

3

1

À2

	2,728,355.00	3,401,031.79
	12	12

2016 3 28 2015 2016 3 28 1,482,553,609 10 2.00 5 103,778.75 2015

2016 3 [2016]147

9,999,999,967.80 1,123,595,502 2016

3 17

A

2014 8 31

2014 9 1 -12 8 2014 12 9

5 2015

100

100% + 2016 1 22

2016 147

1	1	185,643,340.68
1		

		(%)		(%)	

	716,076.68	12.93	35,803.83	5.00	680,272.85
	4,818,725.06	87.07			4,818,725.06
	5,534,801.74	100.00	35,803.83	0.65	5,498,997.91
	5,534,801.74	100.00	35,803.83	0.65	5,498,997.91

2

			(%)
1	272,411.50	13,620.58	5.00
1 2			
2 3			
3 4			
4 5			
5			
	272,411.50	13,620.58	-

3

4

0 22,183.25

5

				%
		253,946.63	12,697.33	93.22
		13,829.18	691.46	5.08
		4,635.69	231.79	1.70
	--	272,411.50	13,620.58	100.00

6 :

2

1

		(%)		(%)	

	26,377,361.65	23.11	2,780,541.37	10.54	23,596,820.28
	39,480,457.90	34.58	1,974,022.90	5.00	37,506,435.00
	48,303,354.54	42.31	45,082,024.21	93.33	3,221,330.33
	114,161,174.09	100.00	49,836,588.48	43.65	64,324,585.61
	114,161,174.09		49,836,588.48	43.65	64,324,585.61

		(%)		(%)	
	2,966,450.00	3.78			2,966,450.00

	15,957,557.48	20.34	1,553,062.03	9.73	14,404,495.45
	34,961,334.95	44.57	1,748,066.74	5.00	33,213,268.21
	24,554,269.60	31.30			24,554,269.60
	75,473,162.03	96.22	3,301,128.77	4.37	72,172,033.26
	78,439,612.03	100.00	3,301,128.77	4.21	75,138,483.26

2 :

3

			%
1	20,017,541.19	1,000,877.06	5.00
1 2	2,693,621.51	269,362.15	10.00
2 3	1,636,130.68	490,839.20	30.00
3 4	2,017,189.92	1,008,594.96	50.00
4 5	10,051.75	8,041.40	80.00
5	2,826.60	2,826.60	100.00
	26,377,361.65	2,780,541.37	

4

			%
	39,480,457.90	1,974,022.90	5.00
	39,480,457.90	1,974,022.90	

5

	48,303,354.54	45,082,024.21	24,554,269.60	
	48,303,354.54	45,082,024.21	24,554,269.60	

45,082,024.21

6

46,535,459.71 0.00

7

	65,805,051.06	37,433,716.72
	39,148,614.67	34,691,462.67
	151,843.23	269,872.28
	3,787,168.60	3,887,638.66
	2,274,464.03	378,388.16
	2,994,032.50	1,778,533.54
	114,161,174.09	78,439,612.03

8

				(%)	
		48,303,354.54	1	42.31	45,082,024.21

		1,658,500.00	1	2016 12
	--	1,658,500.00	--	--

10

			(%)
		48,303,354.54	42.31
	--	48,303,354.54	42.31

3

1

	44,261,100.00	22,500,000.00	21,761,100.00	44,261,100.00		44,261,100.00
	1,923,356.76		1,923,356.76	1,881,131.29		1,881,131.29
	46,184,456.76	22,500,000.00	23,684,456.76	46,142,231.29		46,142,231.29

2

	7,697,600.00			7,697,600.00		
	4,063,500.00			4,063,500.00		
	10,000,000.00			10,000,000.00		
	22,500,000.00			22,500,000.00	22,500,000.00	22,500,000.00

	44,261,100.00			44,261,100.00	22,500,000.00	22,500,000.00

	28,853,857.51	18,247,558.59
	59,715,246.47	47,867,620.06
	132,293,469.27	**110,520,837.56**

1

	-340,652.71	
	1,300,000.00	

	-17,503,845.50	
	59,715,246.47	
	43,170,748.26	
	10,785,510.41	
	32,385,237.85	

2 472 69./2<70.98EM /P <</MI 73 >>B 851.

2016 3 28

巨潮资讯
www.cninfo.com
中国证监会指定信息披露网站